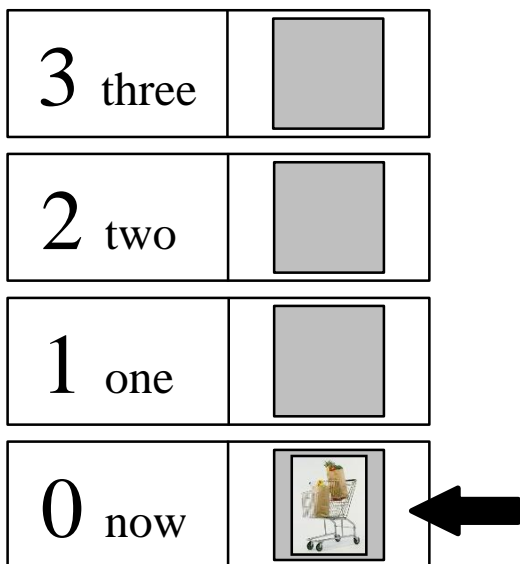



# Visual Countdown

How to use the visual countdown tool on the next page:

In each 2" x 2" box, place a picture of what will be happening next. Be sure the picture is recognizable to the person before you begin.


In increments of time, move the position of the picture from the "3 three" box, then the "2 two box," then the "1 box." The picture can be clipped or lightly taped to each position.




When it is time to change activity or location, place that picture in the "0 now" box. Be sure to be consistent and follow through once the picture is placed in this position.




3 three



2 two



1 one



0 now

